
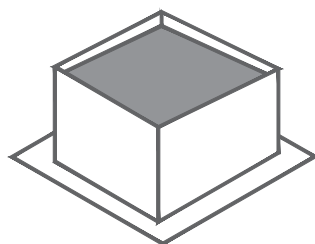


Installations

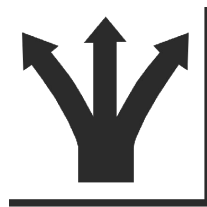
Select



Flat roof




Concrete

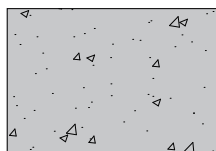
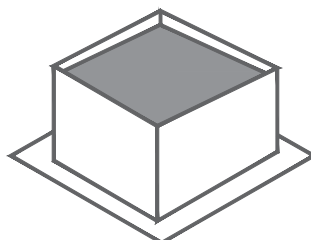


SUNFER

20H-EN



Flat roof



Concrete



Return

CONTENTS

1. General information
2. Kit contents
3. Flat roof assembly
4. Installation zone
5. Assembly video
6. Certificates and guarantee

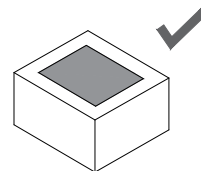
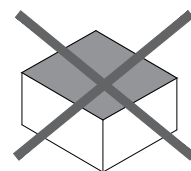

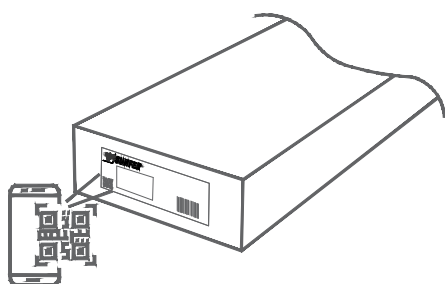


Return



General Information and Recommendations EN





- All installation instructions and product specifications provided must be adhered to.
- Check the condition of the roof covering and its carrying capacity. The management overseeing installation is responsible for verifying that the substructure of the roof as well as the static structure of the building itself is capable of supporting additional loads before any installation is carried out.
- To avoid turbulence from wind a minimum security distance (defined by regulations) must be maintained between the photovoltaic installations and roof edges, as well as other obstacles such as chimneys or vents.
- In the case of chimneys or other features which may need future maintenance, a minimum distance must be maintained in order to facilitate said maintenance or to extinguish fires. This distance shall be either 1m or that suggested by the relevant authority, whichever is greater.
- The surface of the roof covering must be clean and dry. Any major irregularities of the roof must be corrected or eliminated.
- The mounting must always be anchored to the structure of the roof.
- Check the weathertightness of the mount once fastened.
- Place solar panels such that they are distributed symmetrically along the support, leaving equal overhangs at each end.
- Clamps must not be tightened using impact drivers.
- Check that the support attachment points are compatible with the solar panel manufacturer's specifications.
- Uninstallation must be carried out in the reverse order from the installation.
- During the shipping of products take extreme care to maintain the integrity of the packaging. Store in a dry, well-ventilated area. Minimize exposure to large temperature differences and humidity. Avoid outdoor storage. Avoid sources of dripping water, puddles, splashing, or any other contact with water in the storage area. If the product becomes wet, immediately dry and clean as well as possible. Do not leave the product directly on the floor or ground where it may attract moisture. Store on the shipment's original pallet or on shelves.
- We reserve the right to make changes to our products at any moment without prior warning if, from our point of view, the changes are necessary for the improvement of the product. All illustrations in plans and catalogues are for example only and therefore may differ from the actual product provided.
- Aluminium components can be delivered in different finishes without compromising the structural solution. Available finishes: raw/anodised/lacquered.





20H-EN

Kit contents

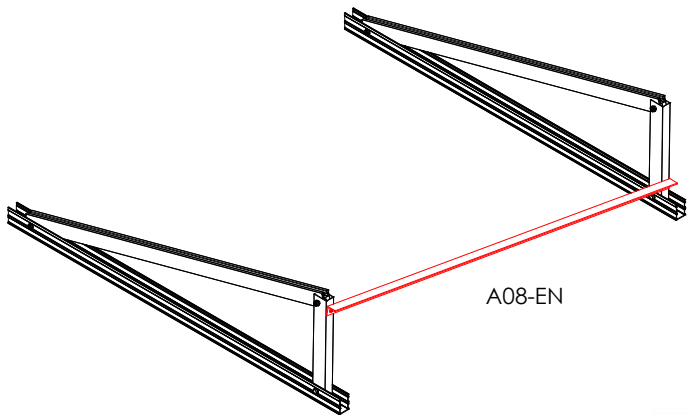
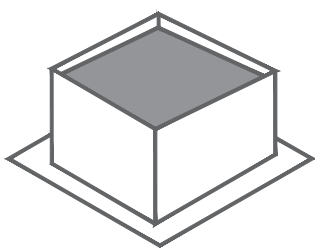
			
TR20H-EN	S10-EN	A08-EN	S13
2	4	1	4



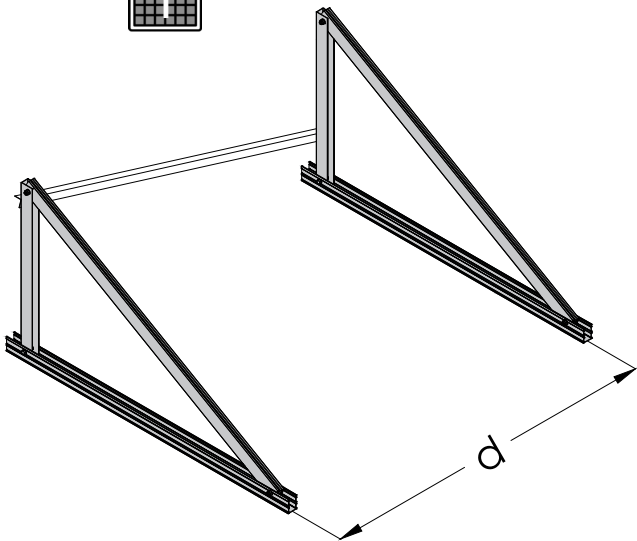
Max. 250 Km/h



Max. 265 Kg/m²



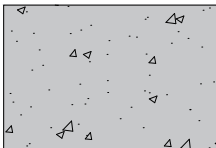
A08-EN



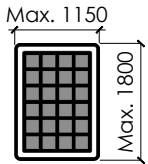
d



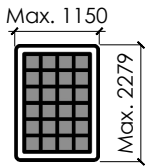
Anchor surface:



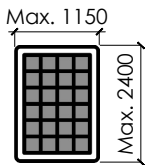
Concrete



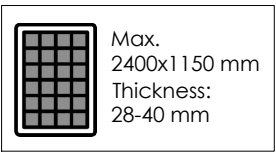
≥1000



≥1350



≥1420



EN AW 6005A T6 aluminum profiles



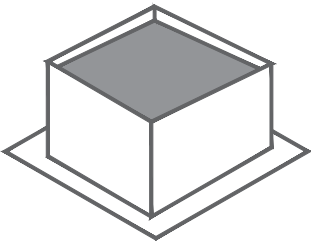
A2-70 stainless steel fasteners



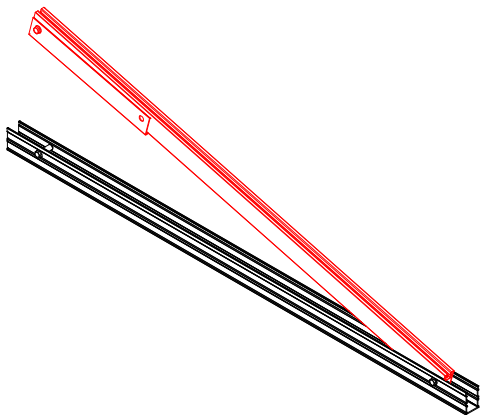


20H-EN

Flat roof
assembly



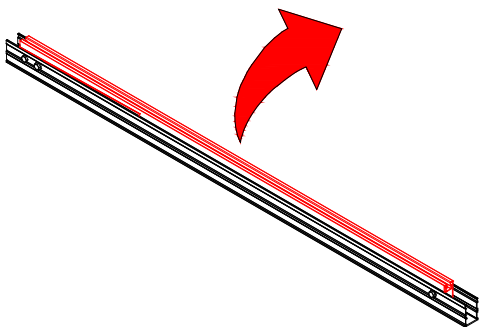
1.



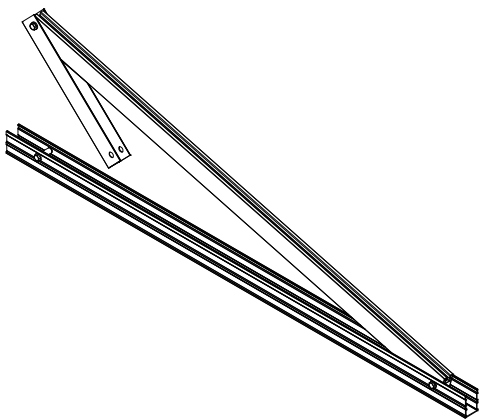
2.



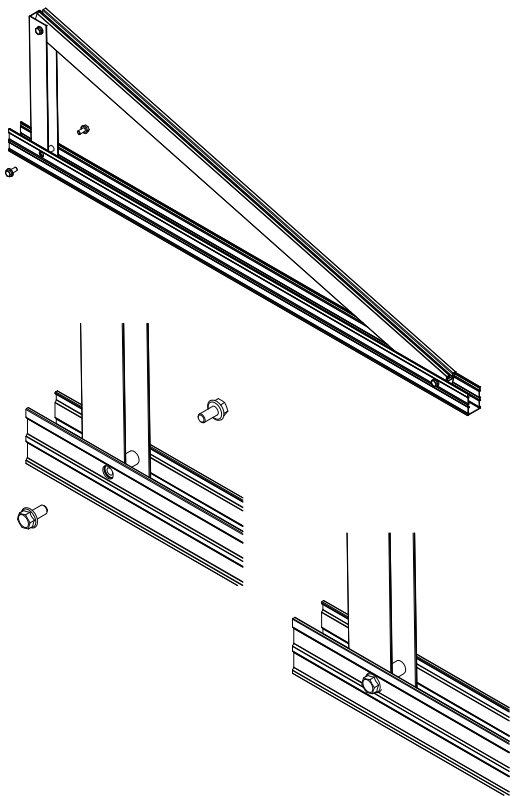
20 Nm

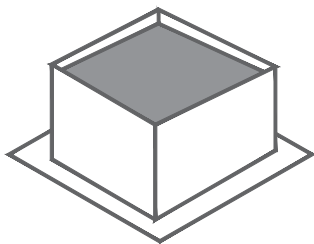


3.

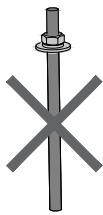
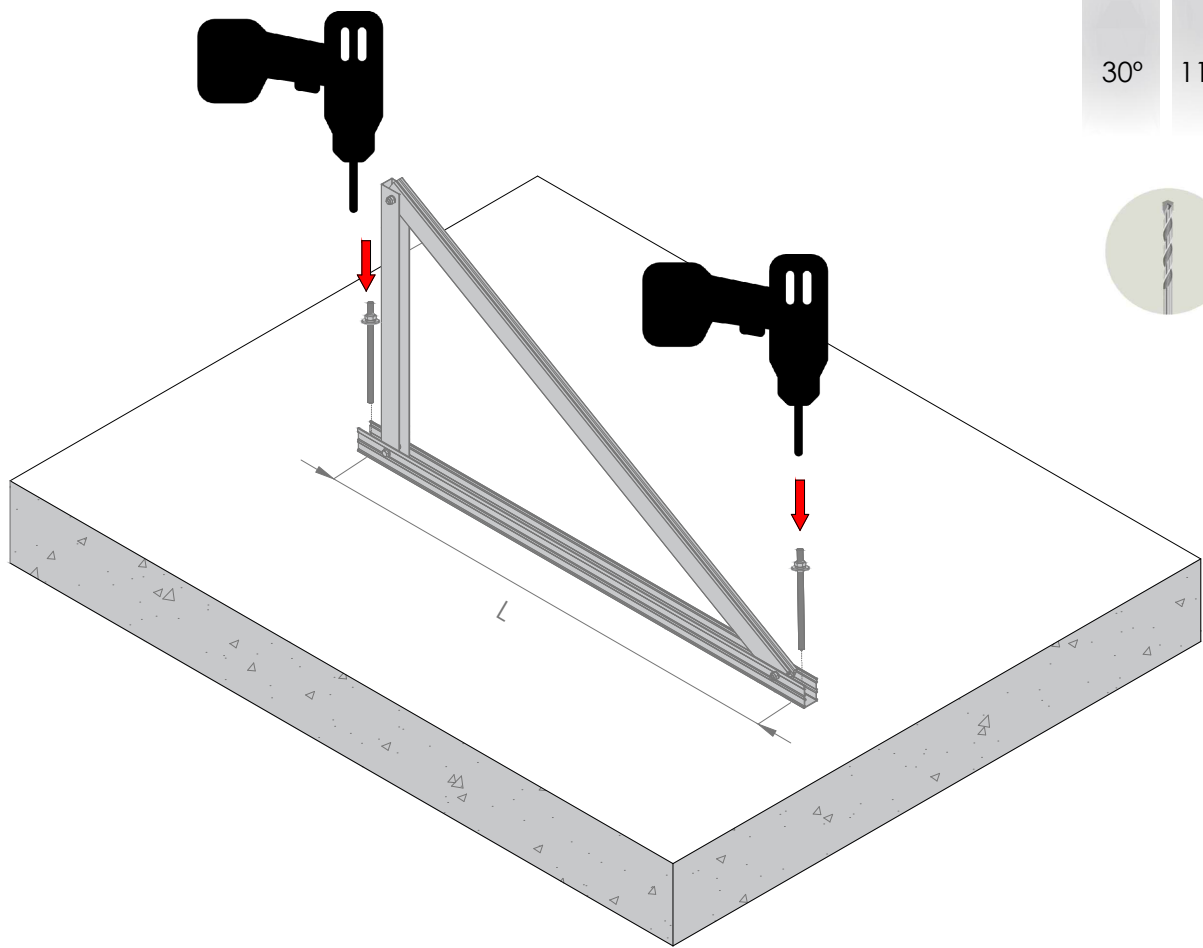


4.

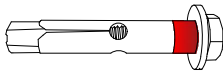




	L
15°	1280
30°	1161



Anchor fasteners
not included



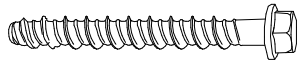
Expansible screw

Run-through screws for fastening medium use objects, structural applications and uncracked concrete



Tapping screw

High-performance tapping screw for static loads on uncracked concrete



Direct-fastening screw

Direct-fastening screw of maximum performance for quicker permanent anchors on concrete



Rod for chemical fastening

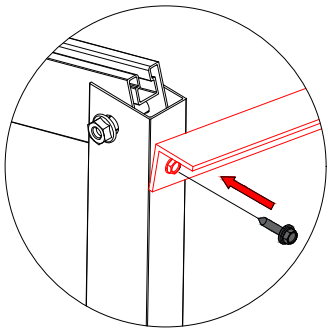
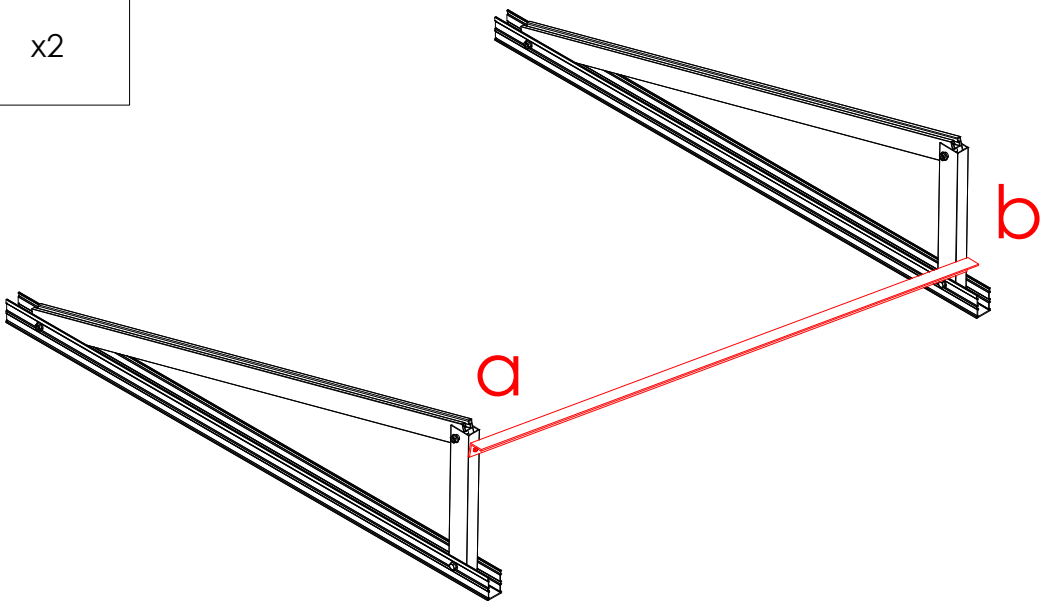
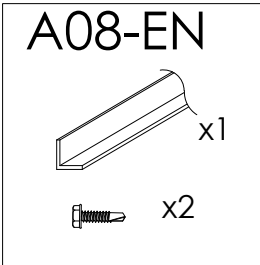
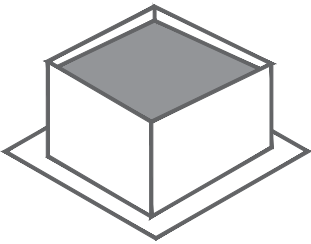
Fastening rod for injection fastening and capsule chemical fastenings



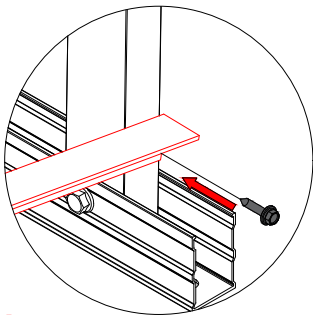


20H-EN

Bracing



a



b



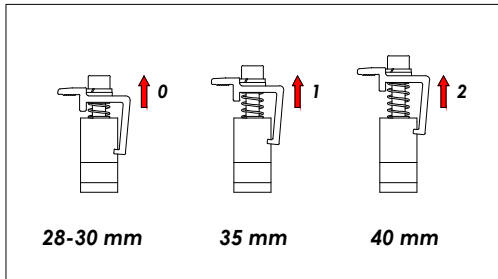
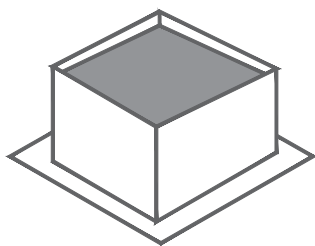
6 Nm



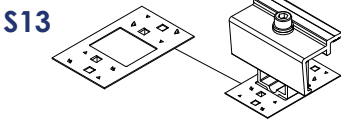


20H-EN

Panel assembly



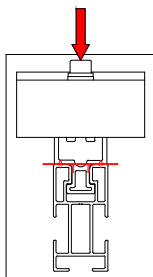
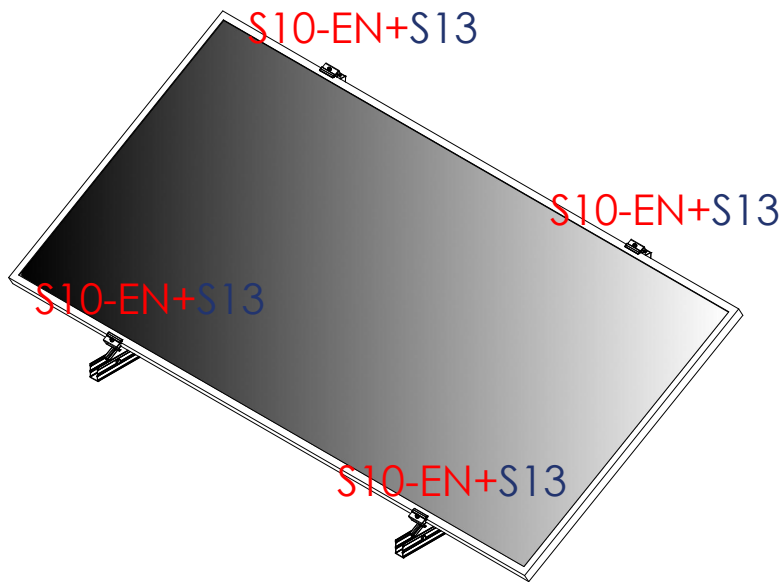
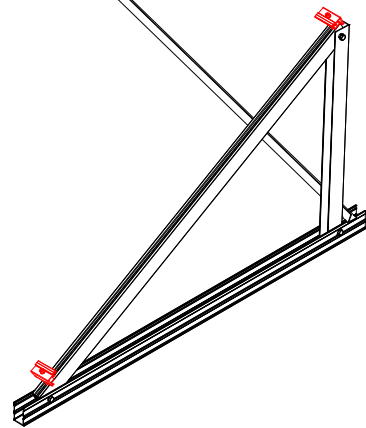
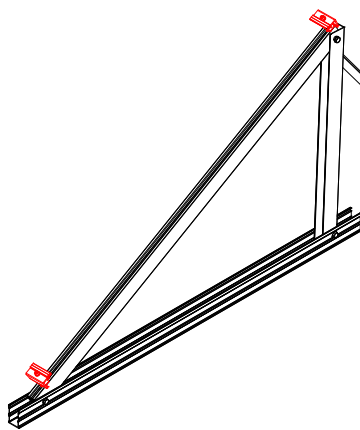
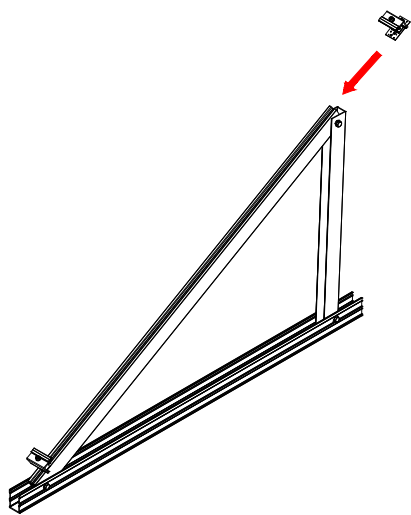
S10-EN



S10-EN+S13

x4

x4



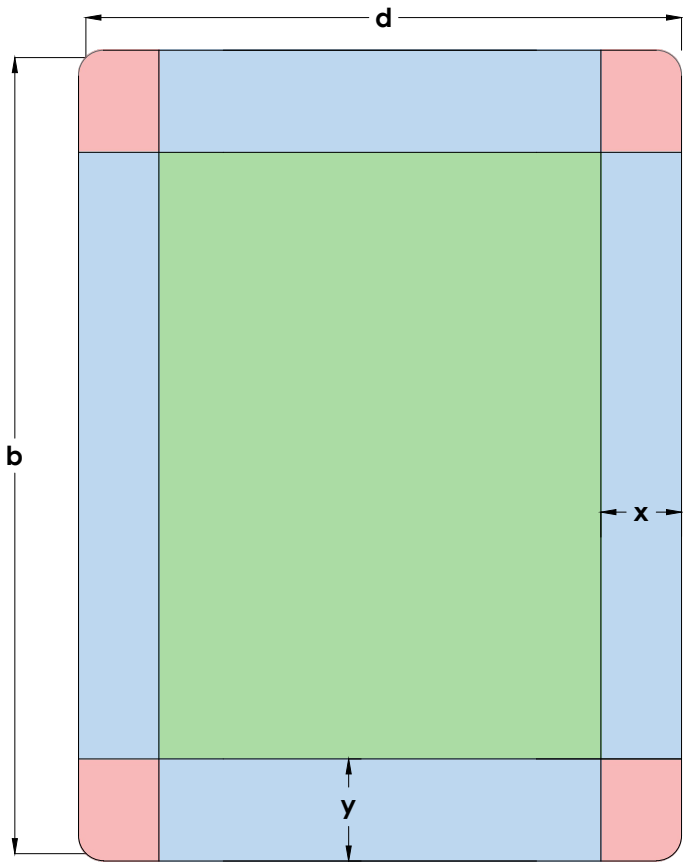
⚠ Double check the recommended torque with a torque wrench to ensure a good connection. The pins must be pinned to the rail.





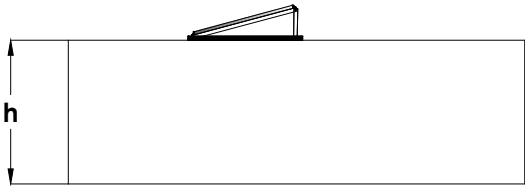
20H-EN




Installation zone



$$e = \min [b, 2h]$$

$$x = \text{Max} [e/10, 0.5\text{m}]$$
$$y = \text{Max} [e/4, 0.5\text{m}]$$



-  Installation safe zone
-  Turbulence zone
-  Extreme turbulence zone


To avoid turbulence and other negative effects, PV panels must be installed inside of the green Safe Zone. PV panels must not be installed inside of the turbulent zones.





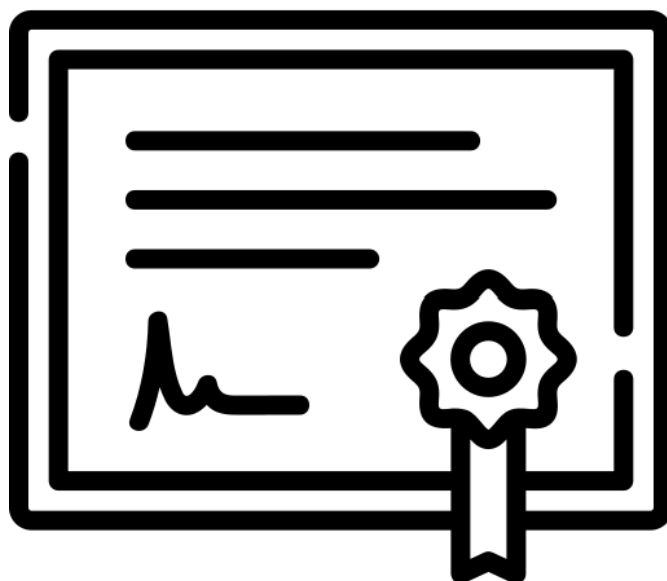
20H-EN

Installation Video



Sunfer reserves the right to make changes to the product and its associated documents at any time. The images in this document are for illustration only and may differ from the products provided.





- ISO 9001 certificate
- ISO 14001 certificate
- UNE-EN 1090 certificate
- CE marking
- Guarantee



IDENTIFICATION NUMBER OF NOTIFIED ORGANISM:

1181

NUMBER AND REGISTERED ADDRESS OF MANUFACTURERS. INSTALLATION LOCATION:

Business name: *SUNFER ESTRUCTURAS, S.L.U.*

Address: *Camí de la Dula s/n*

Postal Code: *46687*

Location: *Albalat de la Ribera*

City: *Valencia*

Country: *España*

TWO LAST DIGITS OF THE YEAR THAT THE MARKING WAS FIXED:

19

ES19/86524

EN 1090-1

Description of product:

20H-EN

TOLERANCES IN GEOMETRIC INFORMATION:

EN 1090-3

WELDABILITY:

--

FRACTURE RESISTANCE:

--

FIRE REACTION:

Classified material A1

CADMIUM EMISSION:

N/A

RADIOACTIVITY EMISSION:

N/A

DURABILITY:

N/A

STRUCTURAL CHARACTERISTICS:

- **Carrying capacity:** *See product instructions and data sheet*
- **Fatigue resistance:** *N/A*
- **Fire resistance:** *N/A*
- **Manufacturing:** *According to the component specification and EN1090-3.
Execution class EXC1*

 SUNFER	DECLARATION OF PERFORMANCE	DdP
		REVISION 01

DECLARATION OF PERFORMANCE NUMBER:	P-0133
------------------------------------	--------

1. PRODUCT DESCRIPTION.

UNIQUE IDENTIFICATION CODE OF THE PRODUCT TYPE:	20H-EN
---	--------

2. NAME AND ADDRESS OF MANUFACTURER.

NAME:	SUNFER ESTRUCTURAS, S.L.U.
COMERCIAL NAME (if exists):	--
ADDRESS:	CAMI DE LA DULA S/N
CITY AND PC:	46687 ALBALAT DE LA RIBERA -- COMUNIDAD VALENCIANA (SPAIN)

3. INTENDED USE(S) OF THE PRODUCT:

ALUMINUM STRUCTURE TO SUPPORT PHOTOVOLTAIC PANELS.

4. SYSTEM OF EVALUATION AND VERIFICATION OF CONSTANCY OF PERFORMANCE:

System 2+

5. HARMONIZED STANDARD:

This product complies with the provisions of Annex ZA of the European standard **UNE-EN 1090-1:2011 + A1:2012**

6. NOTIFIED ORGANISM:

NAME:	SGS ICS IBÉRICA. S.A.
Notified Organism Number:	NB1181

7. DECLARED PERFORMANCES:

Essential Characteristics	Performances	Harmonised technical specifications
Tolerances in geometric information	Conforms to limits for essential tolerances <input type="checkbox"/>	EN 1090-3
Weldability	Not applicable because there is no welding in the structure	----
Fracture Tenacity	Not required for aluminum components	----
Carrying Capacity	N/A	
Fatigue Resistance	N/A	
Fire Resistance	N/A	
Fire reaction	Class A1	EN 13501-1
Emission of cadmium and its compounds	OK	
Emission of radioactivity	OK	
Durability	N/A	
Structural features <ul style="list-style-type: none"> - Carrying capacity - Fatigue resistance: - Fire resistance: - Manufacturing 	See product data sheet N/A N/A According to the component specification. Execution class EXC1	UNE EN 1999-1-1 UNE EN 1090-3

- The performance of the product identified above is in accordance with all the declared performance.
- This declaration of performance is issued in accordance with Regulation (EU) No. 305/2011 under the responsibility of the manufacturer identified above.

Manufacturer's Name: Voro Gómez Nacher

Date of issue: 02/08/2023

Signature:

